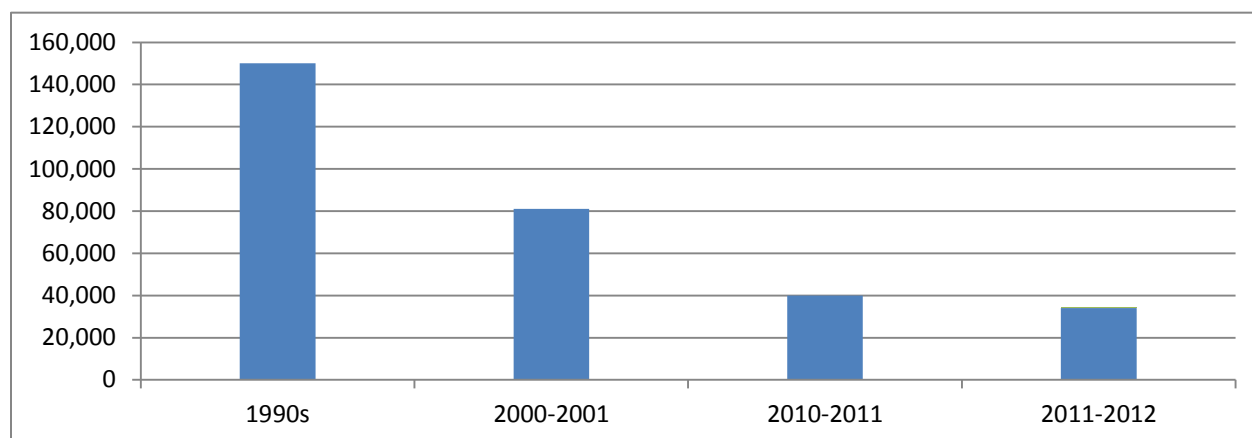


## Interlibrary Loan at Library and Archives Canada—Facts & Figures

- Faced with a 10% budget reduction, Library and Archives Canada (LAC) had to make the difficult choice, among many others, of ending Interlibrary Loan (ILL) services as part of the overall budget reduction announced by the Government of Canada at the end of April.
- ILL cost LAC \$1.4 million in 2011–2012.

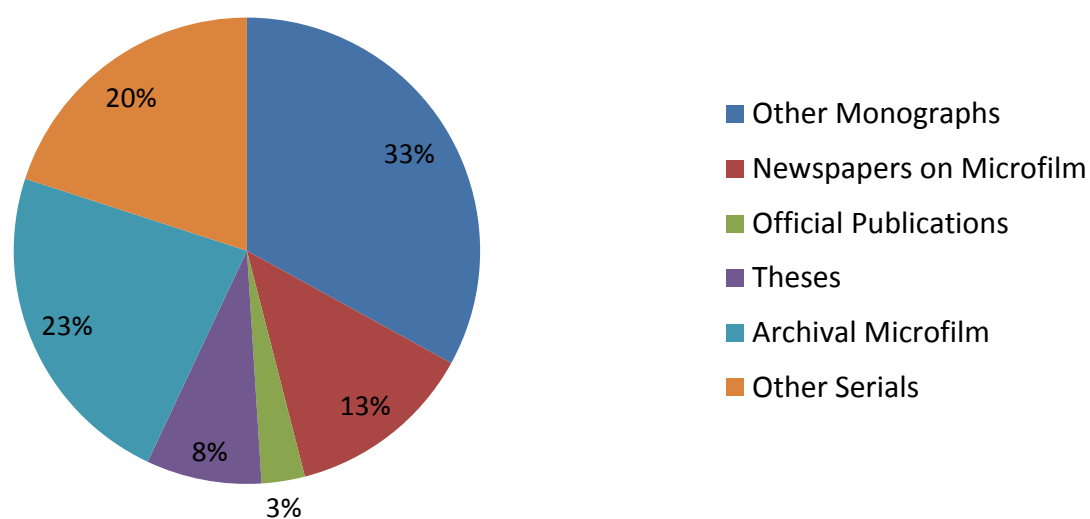
### Number of ILL Requests Received Annually



- Requests for ILL have declined steadily over the past decade. Since the mid-1990s, LAC has seen a 75% decline in requests; and this year LAC received 14% fewer requests than the previous year.

Year	Approximate No. of Requests Annually
1990s	150,000
2000–2001	81,000
2010–2011	40,000
2011–2012	34,000

### Types of Material Requested for ILL, Fiscal Year 2011–2012

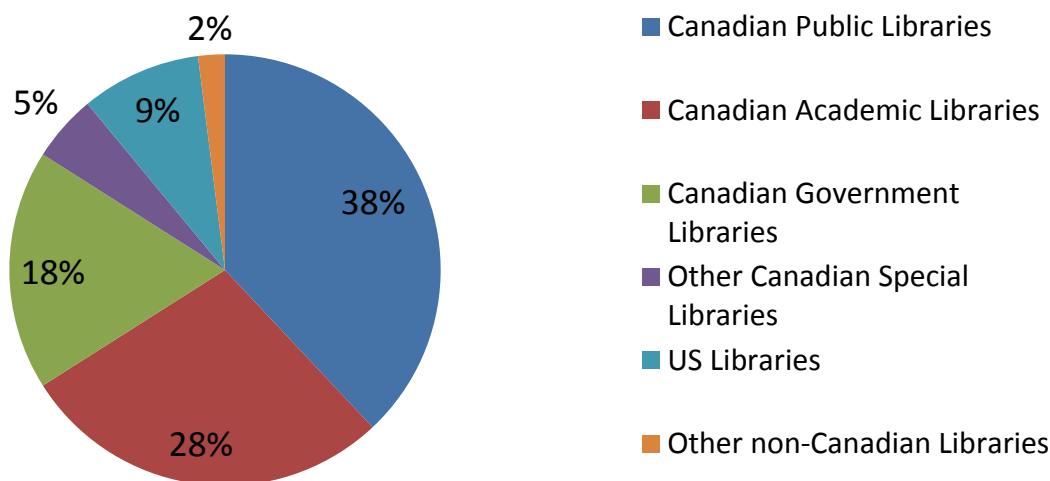


- There has been a shift in the types of material being requested: the majority is archival documents, serials, and newspapers that are on microfilm.

### Types of Material Requested by Top 5 ILL Users, Fiscal Year 2011–2012

Institution Type	Archival Microfilm	Newspaper Microfilm	Theses	Canadian Official Publications	Monographs, Journals, Magazines	Total Requests
University	0	5	38	31	867	931
Canadian Government Department	0	1	20	33	634	688
Public Library	78	98	4	1	448	629
Public Library	76	112	11	4	374	577
University	28	18	13	6	392	457
<b>TOTAL</b>	<b>182</b>	<b>234</b>	<b>86</b>	<b>75</b>	<b>2715</b>	<b>3282</b>

### Usage by Library Type, Fiscal Year 2011–2012



### Number of ILL Requests from Top 5 Users, Fiscal Year 2011–2012

Top Five Users	Total Number of Requests
University Library	931
Public Library	629
Public Library	577
University Library	457
University Library	431